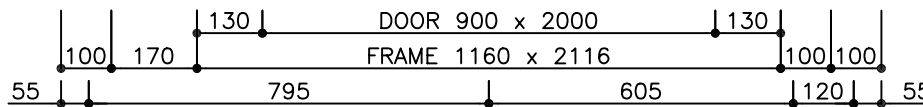
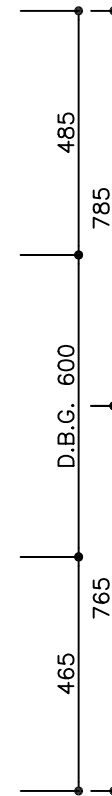
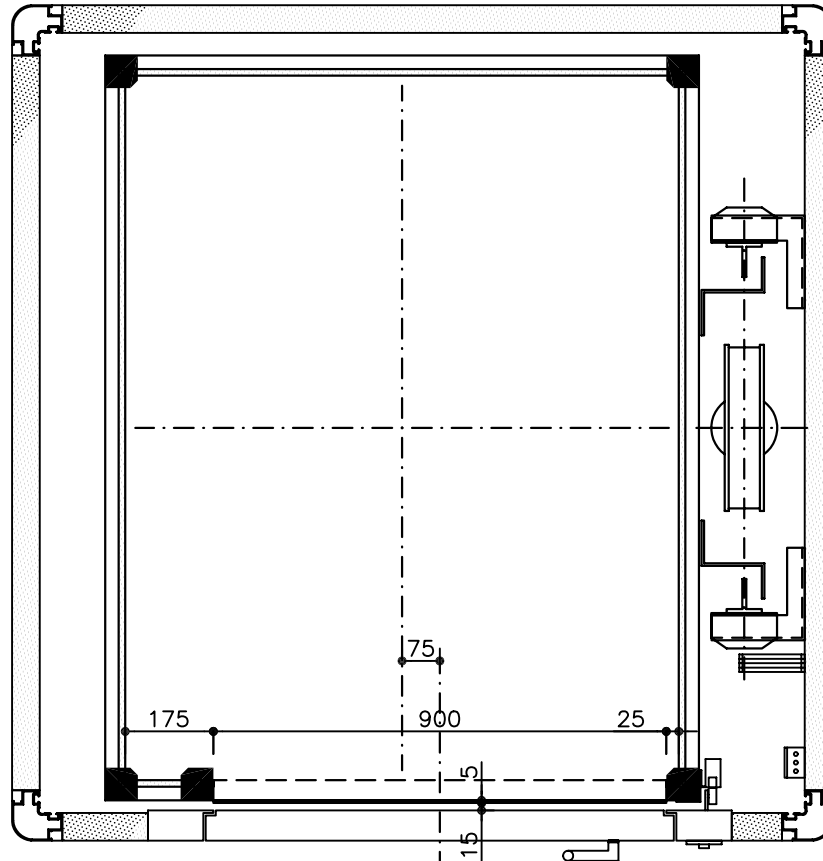
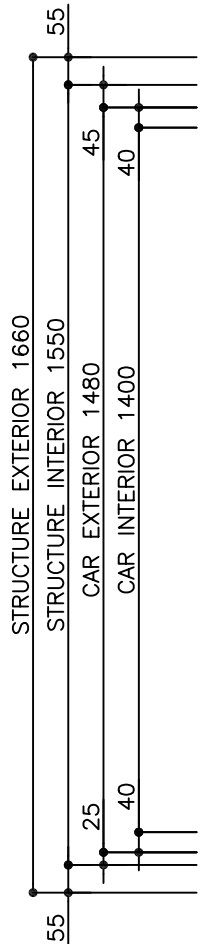
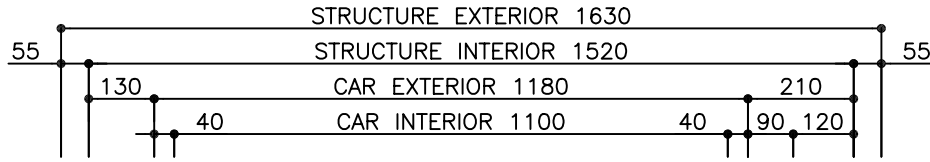


Pay attention! For the installation of the superior uprights of the shaft, shall be available at least 120 mm above the highest point of the aluminum shaft. Practically, the indicated headroom shall be at least 120 mm less than the actual one.

SHAFT AND CAR PLAN



Entrances ,



MACHINERY CABINET
720 x 360 x 1500

MAX. DISTANCE BETWEEN POWER UNIT AND SHAFT: 0 mm
POWER UNIT HEIGHT OVER PIT: 0 mm

IGV SpA WILL NOT TAKE ANY RESPONSIBILITY IF IT WILL BE PRODUCED EVERY TYPE OF CHANGE NOT AUTHORIZED BY IGV ITSELF.



DOMUSLIFT[®] XL

Complying with Machine Directive (98/37/EC)

Customer -

User .

Installation site . (.) GB

I.G.V. spa

Revision

Prepared by
 PEDRAZZINI_G

Checked by

date
 24/08/2005

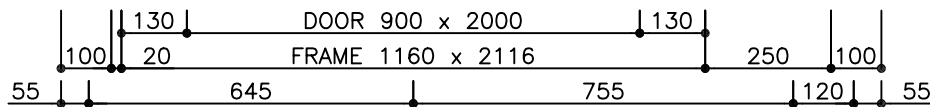
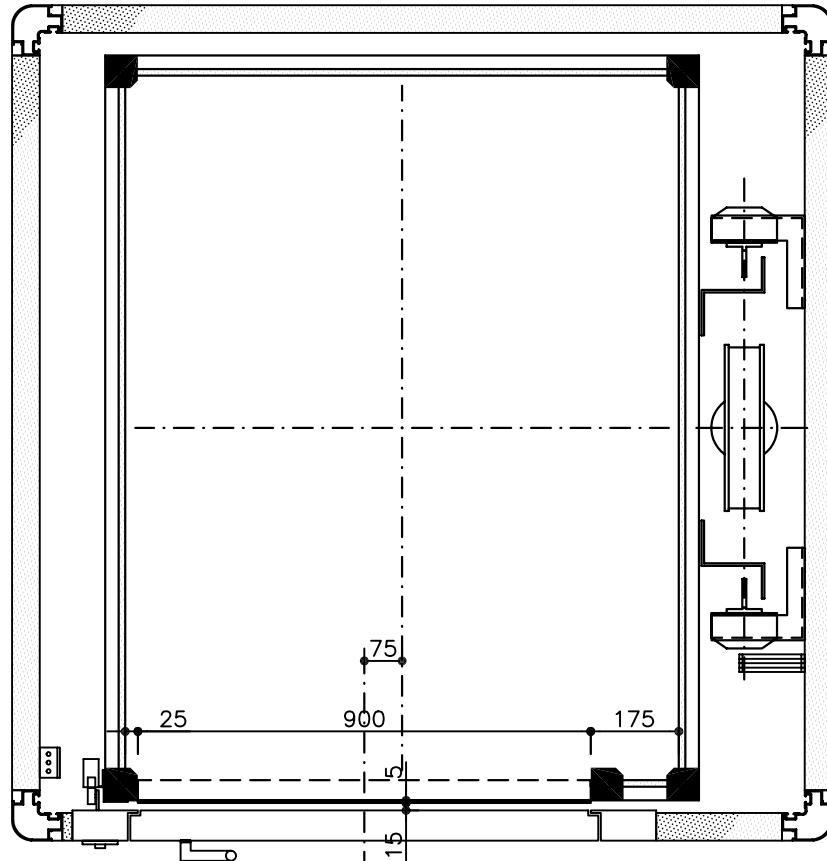
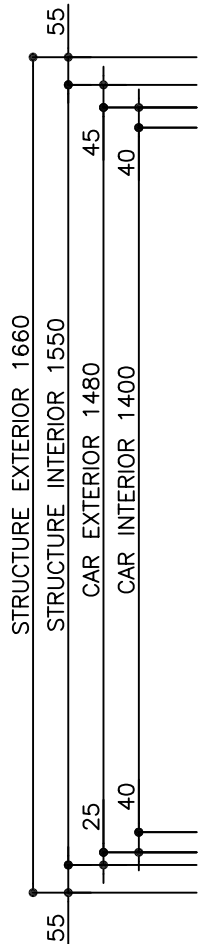
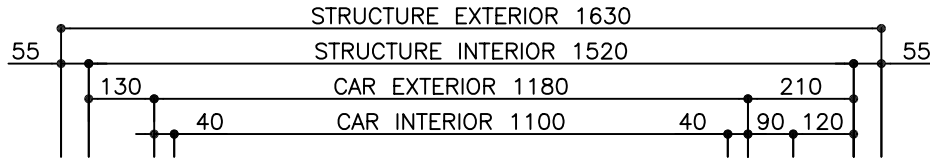
Customer ref.
 DXL1C_DXSXd

Drawing number

.

Pay attention! For the installation of the superior uprights of the shaft, shall be available at least 120 mm above the highest point of the aluminum shaft. Practically, the indicated headroom shall be at least 120 mm less than the actual one.

SHAFT AND CAR PLAN



Entrances ,



MACHINERY CABINET
720 x 360 x 1500

MAX. DISTANCE BETWEEN POWER UNIT AND SHAFT: 0 mm
POWER UNIT HEIGHT OVER PIT: 0 mm

IGV SpA WILL NOT TAKE ANY RESPONSIBILITY IF IT WILL BE PRODUCED EVERY TYPE OF CHANGE NOT AUTHORIZED BY IGV ITSELF.



DOMUSLIFT[®] XL

Complying with Machine Directive (98/37/EC)

Customer -

User .

Installation site . (.) GB

I.G.V. spa

Revision

Prepared by
 PEDRAZZINI_G

Checked by

date
 24/08/2005

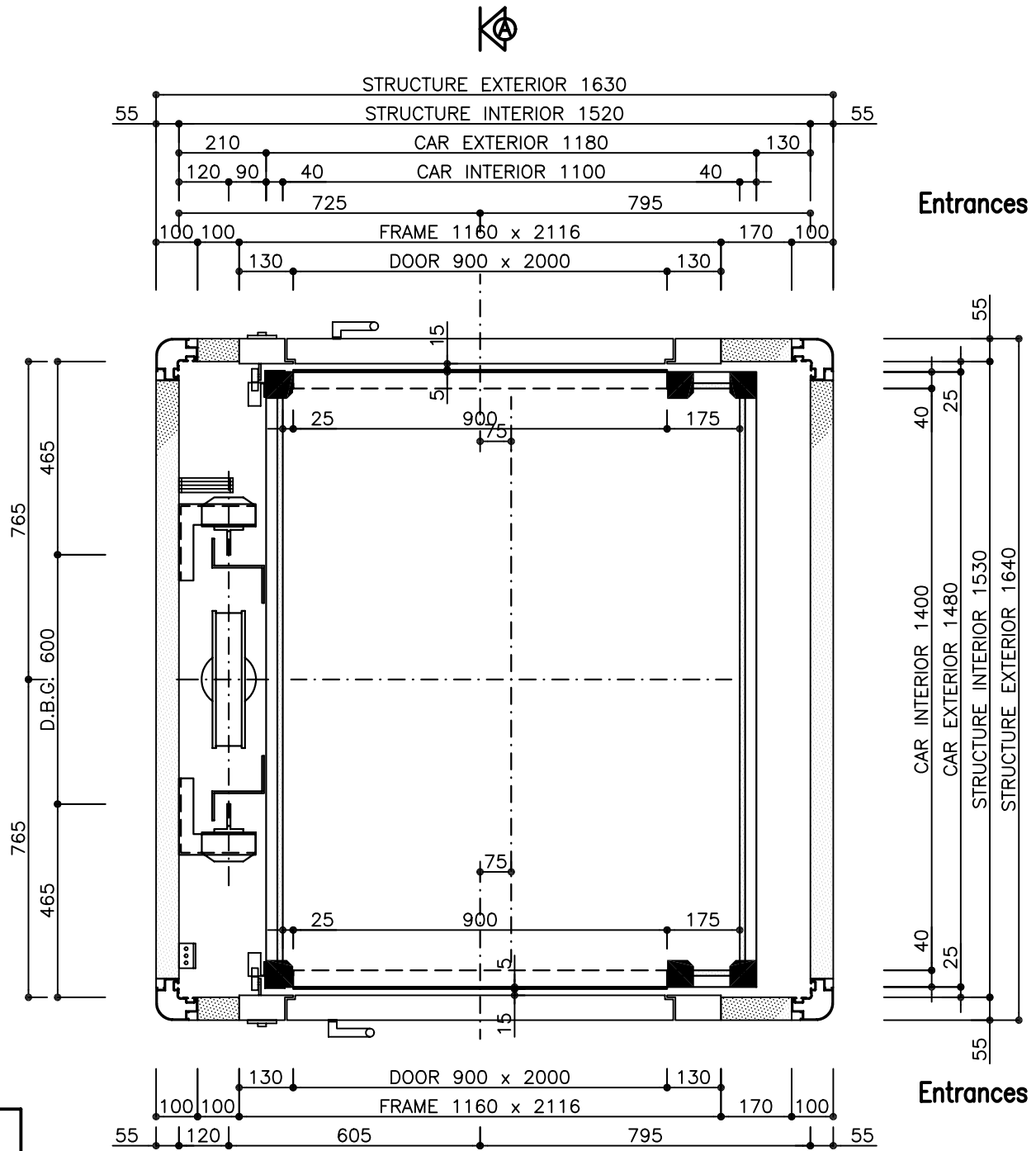
Customer ref.
DXL1C_DXDxl

Drawing number

.

Pay attention! For the installation of the superior uprights of the shaft, shall be available at least 120 mm above the highest point of the aluminum shaft. Practically, the indicated headroom shall be at least 120 mm less than the actual one.

SHAFT AND CAR PLAN



MACHINERY CABINET
720 x 360 x 1500

MAX. DISTANCE BETWEEN POWER UNIT AND SHAFT: 0 mm
POWER UNIT HEIGHT OVER PIT: 0 mm

IGV SpA WILL NOT TAKE ANY RESPONSIBILITY IF IT WILL BE PRODUCED EVERY TYPE OF CHANGE NOT AUTHORIZED BY IGV ITSELF.



DOMUSLIFT[®] XL

Complying with Machine Directive (98/37/EC)

Customer -

User .

Installation site . (.) GB

I.G.V. spa

Revision

Prepared by
PEDRAZZINI_G

Checked by

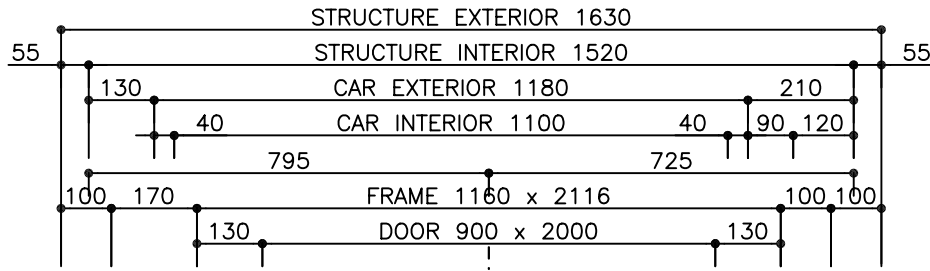
date
25/08/2005

Customer ref.
DLX2P_SXDxl

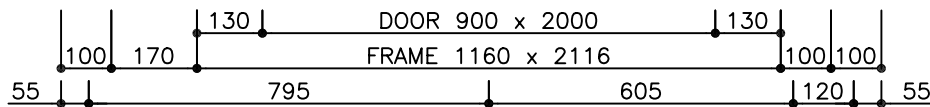
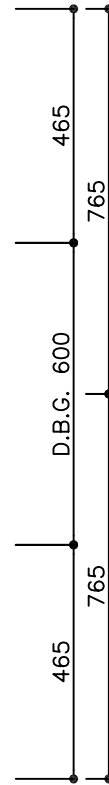
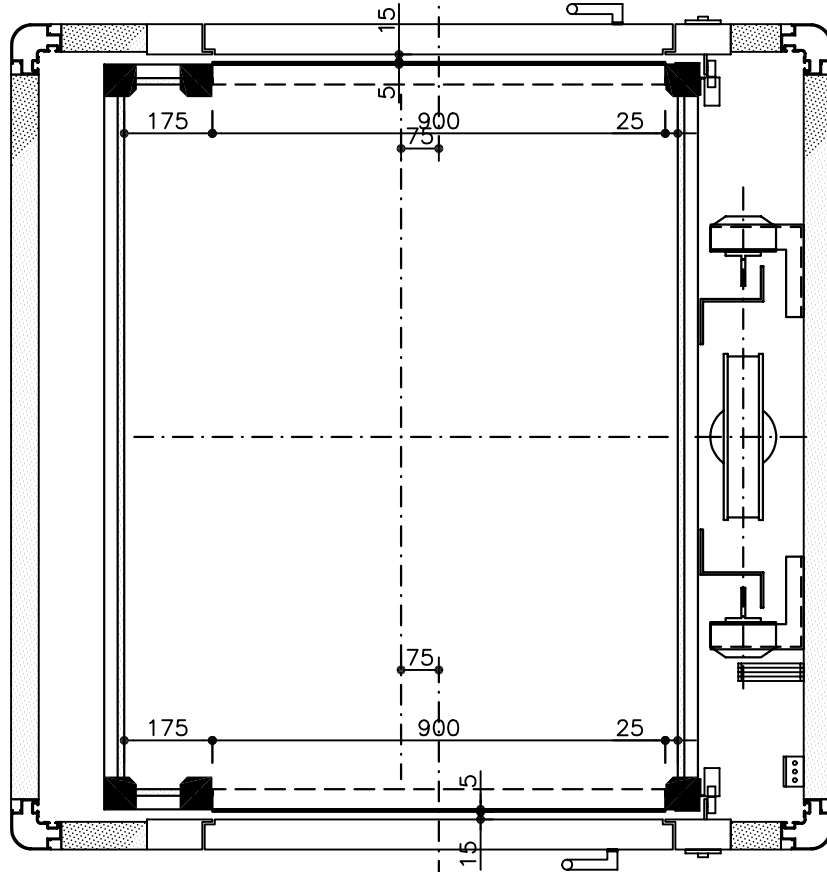
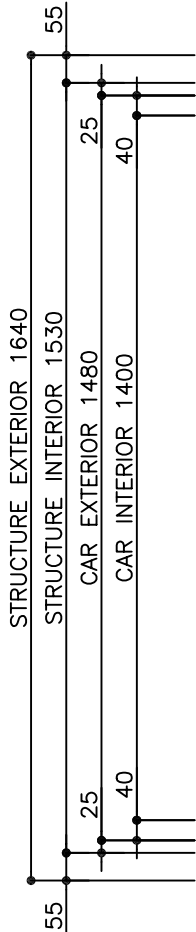
Drawing number

Pay attention! For the installation of the superior uprights of the shaft, shall be available at least 120 mm above the highest point of the aluminum shaft. Practically, the indicated headroom shall be at least 120 mm less than the actual one.

SHAFT AND CAR PLAN



Entrances



Entrances



MACHINERY CABINET
720 x 360 x 1500

MAX. DISTANCE BETWEEN POWER UNIT AND SHAFT: 0 mm
POWER UNIT HEIGHT OVER PIT: 0 mm

IGV SpA WILL NOT TAKE ANY RESPONSIBILITY IF IT WILL BE PRODUCED EVERY TYPE OF CHANGE NOT AUTHORIZED BY IGV ITSELF.



DOMUSLIFT[®] XL

Complying with Machine Directive (98/37/EC)

Customer -

User .

Installation site . (.) GB

I.G.V. spa

Revision

Prepared by

Checked by

date

Customer ref.

Drawing number

PEDRAZZINI_G

25/08/2005

DLX2P_DXSXd

.